



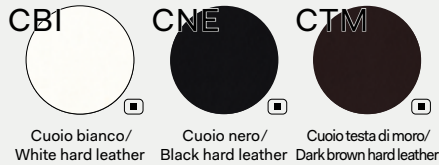
Tavoli/Tables

Piani di lavoro sp. 1.8 cm, in melaminico (*) o laminato (**) con bordi in ABS sp. 0.2 cm
/Worktops 1.8 cm thick, in melamine (*) or laminate (**) with ABS edge-profiles 0.2 cm thick

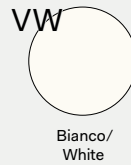
Piani di lavoro sp. 1.8 cm, in impiallacciato
/Worktop 1.8 cm thick, veneered




Piani di lavoro sp. 2 cm, in cuoio con cuciture/Worktop 2 cm thick, in leather with stitches



Piani di lavoro sp. 1 cm, in vetro temprato retrolaccato con bordi perimetrali lavorati a filo lucido
/Worktops 1 cm thick, rear-lacquered tempered glass with outer polished edges



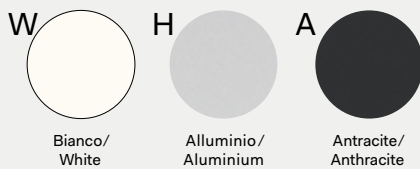
Piani di lavoro sp. 1 cm, in vetro temprato retrolaccato acidato con bordi perimetrali lavorati a filo lucido
/Worktops 1 cm thick, rear-lacquered and acetated tempered glass with outer polished edges



Piano di lavoro in vetro temprato trasparente sp. 0.8 cm, accoppiato con piano in gres porcellanato sp. 0.6 cm/Worktop in 0.8 cm thick transparent tempered glass, coupled with a 0.6 cm thick porcelain stoneware worktop



Strutture metalliche/Metal structures



Gambone in metallo con base/Metal column base




Mobili di servizio/Service units

Scocca, ripiani sp. 2.5 cm e ante sp. 1.8 cm, in melaminico (*) o laminato (**) con bordi in ABS sp. 0.2 cm
/Body, shelves 2.5 cm and doors 1.8 cm thick, in melamine (*) or laminate (**) with ABS edge-profiles 0.2 cm thick



Scocca, ripiani sp. 2.5 cm e ante sp. 1.8 cm, in impiallacciato
/Body, shelves 2.5 cm and doors 1.8 cm thick, veneered



Note

- Prodotti non in pronta consegna. Per la disponibilità contattare l'ufficio commerciale/Items not in prompt delivery. Please contact the commercial department to check availability.
- Fino ad esaurimento/Until exhaustion.