

DV802

Dati tecnici/Technical data

Piani di lavoro in melaminico sp. 18 mm con bordi perimetrali in ABS/Worktops in melamine 18 mm thick with perimetrical edges in ABS

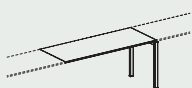
Tavoli scrivania P 65/Desks 65 depth

P 65 × H 74



802.TS.01.08_L 80
802.TS.01.10_L 100
802.TS.01.12_L 120
802.TS.01.14_L 140

802.TS.01.16_L 160
802.TS.01.18_L 180
802.TS.01.20_L 200



802.TS.05.08_L 80
802.TS.05.10_L 100
802.TS.05.12_L 120
802.TS.05.14_L 140

802.TS.05.16_L 160
802.TS.05.18_L 180
802.TS.05.20_L 200



802.TV.01.10_L 100
Vetro/Glass

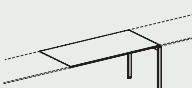
Tavoli scrivania P 80/Desks 80 depth

P 80 × H 74



802.TS.02.08_L 80
802.TS.02.10_L 100
802.TS.02.12_L 120
802.TS.02.14_L 140

802.TS.02.16_L 160
802.TS.02.18_L 180
802.TS.02.20_L 200

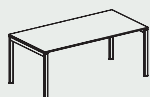


802.TS.06.08_L 80
802.TS.06.10_L 100
802.TS.06.12_L 120
802.TS.06.14_L 140

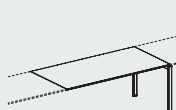
802.TS.06.16_L 160
802.TS.06.18_L 180
802.TS.06.20_L 200

Tavoli executive P 90/90 depth executive tables

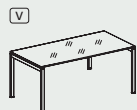
P 90 × H 74



802.TS.03.18_L 180
802.TS.03.20_L 200



802.TS.07.18_L 180
802.TS.07.20_L 200



802.TV.03.18_L 180
802.TV.03.20_L 200
Vetro/Glass

Allunghi laterali/Lateral extensions

P 65 × H 74



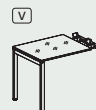
802.TD.01.08_L 80
802.TD.01.10_L 100
802.TD.01.12_L 120

P 80 × H 74



802.TD.02.08_L 80
802.TD.02.10_L 100
802.TD.02.12_L 120

P 65 × H 74



802.DV.01.10_L 100
Vetro/Glass

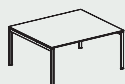
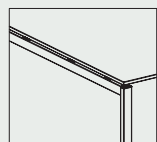
P 65 × H 1,8



802.AL.01.08_L 80
802.AL.01.10_L 100
802.AL.01.12_L 120

Tavoli scrivania P 136,5/Desks 136,5 depth

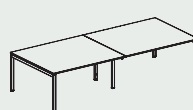
P 136,5 × H 74



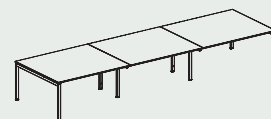
802.TS.37.14_L 140
802.TS.37.16_L 160
802.TS.37.18_L 180



802.TS.38.14_L 140
802.TS.38.16_L 160
802.TS.38.18_L 180



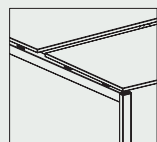
802.TS.37.28_L 280
802.TS.37.32_L 320
802.TS.37.36_L 360



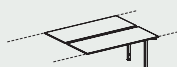
802.TS.37.42_L 420
802.TS.37.48_L 480
802.TS.37.54_L 540

Tavoli P 136,5 a 2 scrivanie contrapposte/Benches 136,5 depth

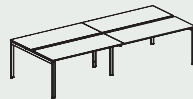
P 136,5 × H 74



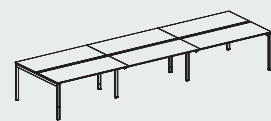
802.TB.01.08_L 80
802.TB.01.10_L 100
802.TB.01.12_L 120
802.TB.01.14_L 140
802.TB.01.16_L 160
802.TB.01.18_L 180
802.TB.01.20_L 200



802.TB.11.08_L 80
802.TB.11.10_L 100
802.TB.11.12_L 120
802.TB.11.14_L 140
802.TB.11.16_L 160
802.TB.11.18_L 180
802.TB.11.20_L 200



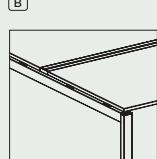
802.FB.01.16_L 160
802.FB.01.20_L 200
802.FB.01.24_L 240
802.FB.01.28_L 280
802.FB.01.32_L 320
802.FB.01.36_L 360
802.FB.01.40_L 400



802.SB.01.24_L 240
802.SB.01.30_L 300
802.SB.01.36_L 360
802.SB.01.42_L 420
802.SB.01.48_L 480
802.SB.01.54_L 540
802.SB.01.60_L 600

Tavoli P 136,5 a 2 scrivanie contrapposte + binario centrale/Benches 136,5 depth + central rail

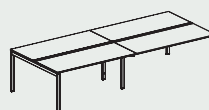
P 136,5 × H 74



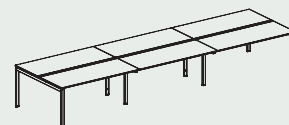
802.TB.03.08_L 80
802.TB.03.10_L 100
802.TB.03.12_L 120
802.TB.03.14_L 140
802.TB.03.16_L 160
802.TB.03.18_L 180
802.TB.03.20_L 200



802.TB.13.08_L 80
802.TB.13.10_L 100
802.TB.13.12_L 120
802.TB.13.14_L 140
802.TB.13.16_L 160
802.TB.13.18_L 180
802.TB.13.20_L 200



802.FB.03.16_L 160
802.FB.03.20_L 200
802.FB.03.24_L 240
802.FB.03.28_L 280
802.FB.03.32_L 320
802.FB.03.36_L 360
802.FB.03.40_L 400



802.SB.03.24_L 240
802.SB.03.30_L 300
802.SB.03.36_L 360
802.SB.03.42_L 420
802.SB.03.48_L 480
802.SB.03.54_L 540
802.SB.03.60_L 600

DV802


Dati tecnici/Technical data

Piani di lavoro in melaminico sp. 18 mm con bordi perimetrali in ABS/Worktops in melamine 18 mm thick with perimetrical edges in ABS

Cassettiere/Pedestals

Cassettiere sospese /Hanged pedestals

L 42 P 57 × H 55,5

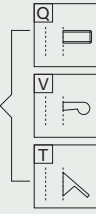


550.CS.10.04_


Melaminico/Melamine

550.CS.20.04_

Melaminico/Melamine



L 32,2 P 54,2 × H 55,5




550.CS.1M.03_

Metalliche/Metallic

550.CS.2M.03_

Metalliche/Metallic

L 42,2 P 54,2 × H 55,5



550.CS.1M.04_

Metalliche - Vaschetta porta
cancelleria inclusa/Metallic
- Stationery tray included

550.CS.2M.04_

Metalliche - Vaschetta porta
cancelleria inclusa/Metallic
- Stationery tray included

L 33 P 53 × H 35



802.CS.11.03

Sospesa melaminico
/Hanged melamine

L 32,5 P 52
× H 14,5



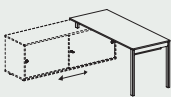
802.CA.01.05

Sospesa metallica
/Hanged metallic

Note: La finitura impiallacciato non è in pronta consegna. Per la disponibilità contattare l'ufficio commerciale. Per portacancelleria cassetti, vedi capitolo DV300-Accessori/Veneered finish is not in prompt delivery. Please contact the commercial department to check availability. For stationery tray, see chapter DV300-Accessories

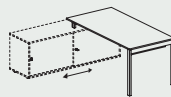
Tavoli integrabili su mobili di servizio/Integrable desks for service units

P 65 × H 74



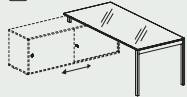
802.TI.01.16_L 160
802.TI.01.18_L 180
802.TI.01.20_L 200

P 80 × H 74

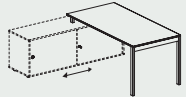


802.TI.02.16_L 160
802.TI.02.18_L 180
802.TI.02.20_L 200

P 90 × H 74

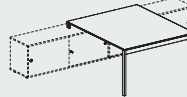


802.TI.12.18_L 180
802.TI.12.20_L 200

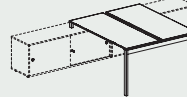


802.TI.03.18_L 180
802.TI.03.20_L 200

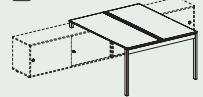
P 136,5 × H 74



802.TI.04.14_L 140
802.TI.04.16_L 160
802.TI.04.18_L 180

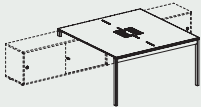


802.TI.05.16_L 160
802.TI.05.18_L 180
802.TI.05.20_L 200

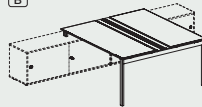


802.TI.06.16_L 160
802.TI.06.18_L 180
802.TI.06.20_L 200

P 158 × H 74

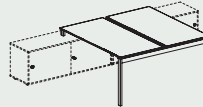


802.TI.07.14_L 140
802.TI.07.16_L 160
802.TI.07.18_L 180

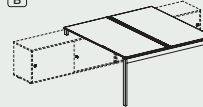


802.TI.08.16_L 160
802.TI.08.18_L 180
802.TI.08.20_L 200

P 166,5 × H 74



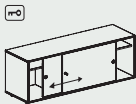
802.TI.10.16_L 160
802.TI.10.18_L 180
802.TI.10.20_L 200



802.TI.11.16_L 160
802.TI.11.18_L 180
802.TI.11.20_L 200

Mobili di servizio con ante scorrevoli/Service units with sliding doors

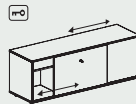
L 160 P 48 × H 58



802.MS.02.16_

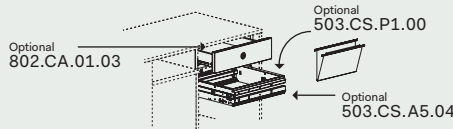
Monofacciale/Uniface

L 160 P 48 × H 58



802.MS.01.16_

Bifacciale/Bifacial



Optional per cod. 802.MS.02.16_/802.MS.01.16_
Optional for code 802.MS.02.16_/802.MS.01.16_

Gambe fisse terminali inclinate/Tilted fix terminal legs

P 5 × H 71



802.GF.01.06_L 65
802.GF.01.08_L 80
802.GF.01.09_L 90
802.GF.01.12_L 120

P 5 × H 71

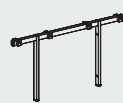


802.GF.02.06_L 65
802.GF.02.08_L 80
802.GF.02.09_L 90
802.GF.02.12_L 120

P 5 × H 71



802.GF.03.06_L 65
802.GF.03.08_L 80
802.GF.03.09_L 90



802.GF.04.12_L 120
802.GF.04.13_L 136,5
802.GF.04.15_L 158
802.GF.04.16_L 166,5

Coppia carter per gambe
intermedie/Pair of casings
for middle legs



802.GC.01.05_L 120/136,5
802.GC.01.07_L 158/166,5

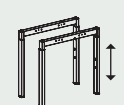
Gambe regolabili terminali da 65÷86 /Adjustable and terminal legs H min. 65 ÷ max. 86

P 5

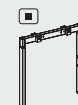


802.GR.01.06_L 65
802.GR.01.08_L 80
802.GR.01.09_L 90

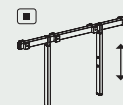
P 5



802.GR.02.06_L 65
802.GR.02.08_L 80
802.GR.02.09_L 90
802.GR.02.12_L 120



802.GR.03.06_L 65
802.GR.03.08_L 80
802.GR.03.09_L 90



802.GR.04.12_L 120
802.GR.04.13_L 136,5
802.GR.04.15_L 158
802.GR.04.16_L 166,5

Note: N.B: Le gambe regolabili non sono utilizzabili su tavoli integrati con mobili di servizio e cassettiere portanti/Height adjustable legs cannot be used on tables supported by service units and carrying pedestals

Note:

1 Le dimensioni sono espresse in cm - consultare il listino prezzi per le caratteristiche tecniche, i codici degli articoli e delle finiture/Dimensions are stated in cm - for technical characteristics, article code numbers and finishing see price list;

■ Prodotti non in pronta consegna. Per la disponibilità contattare l'ufficio commerciale/Items not in prompt delivery. Please contact the commercial department to check availability;

V Vetro/Glass;

☑ Con serratura/With lock;

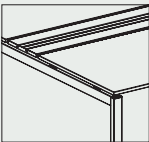
B Con binario centrale/With central rail;


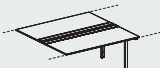


B Fino ad esaurimento/Until exhaustion;

Tavoli P 158 a 2 scrivanie contrapposte + binario centrale con 2 sportelli/Benches 158 depth + central rail with 2 flip-up covers

P 158 x H 74

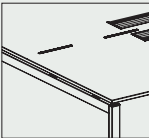
B



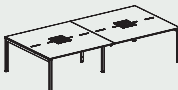
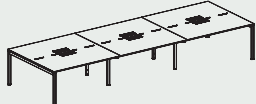


			
802.TB.23.08_L 80 802.TB.23.10_L 100 802.TB.23.12_L 120 802.TB.23.14_L 140 802.TB.23.16_L 160 802.TB.23.18_L 180 802.TB.23.20_L 200	802.TB.27.08_L 80 802.TB.27.10_L 100 802.TB.27.12_L 120 802.TB.27.14_L 140 802.TB.27.16_L 160 802.TB.27.18_L 180 802.TB.27.20_L 200	802.FB.23.16_L 160 802.FB.23.20_L 200 802.FB.23.24_L 240 802.FB.23.28_L 280 802.FB.23.32_L 320 802.FB.23.36_L 360 802.FB.23.40_L 400	802.SB.23.24_L 240 802.SB.23.30_L 300 802.SB.23.36_L 360 802.SB.23.42_L 420 802.SB.23.48_L 480 802.SB.23.54_L 540 802.SB.23.60_L 600

Tavoli scrivania doppia P 158 con asole e 2 top access/Benches 158 depth with opening and 2 top access

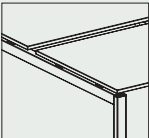
P 158 x H 74

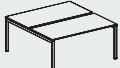
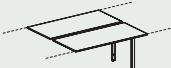
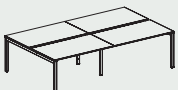
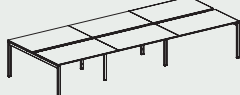


			
802.TB.25.14_L 140 802.TB.25.16_L 160 802.TB.25.18_L 180	802.TB.29.14_L 140 802.TB.29.16_L 160 802.TB.29.18_L 180	802.FB.25.28_L 280 802.FB.25.32_L 320 802.FB.25.36_L 360	802.SB.25.42_L 420 802.SB.25.48_L 480 802.SB.25.54_L 540

Tavoli P 166,5 a 2 scrivanie contrapposte/Benches 166,5 depth

P 166,5 x H 74

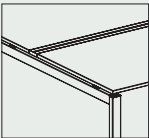




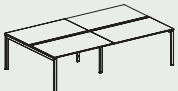
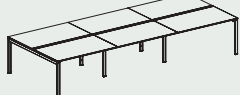
			
802.TB.06.08_L 80 802.TB.06.10_L 100 802.TB.06.12_L 120 802.TB.06.14_L 140 802.TB.06.16_L 160 802.TB.06.18_L 180 802.TB.06.20_L 200	802.TB.16.08_L 80 802.TB.16.10_L 100 802.TB.16.12_L 120 802.TB.16.14_L 140 802.TB.16.16_L 160 802.TB.16.18_L 180 802.TB.16.20_L 200	802.FB.06.16_L 160 802.FB.06.20_L 200 802.FB.06.24_L 240 802.FB.06.28_L 280 802.FB.06.32_L 320 802.FB.06.36_L 360 802.FB.06.40_L 400	802.SB.06.24_L 240 802.SB.06.30_L 300 802.SB.06.36_L 360 802.SB.06.42_L 420 802.SB.06.48_L 480 802.SB.06.54_L 540 802.SB.06.60_L 600

Tavoli P 166,5 a 2 scrivanie contrapposte + binario centrale/Benches 166,5 depth + central rail

P 166,5 x H 74

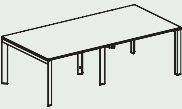
B



			
802.TB.08.08_L 80 802.TB.08.10_L 100 802.TB.08.12_L 120 802.TB.08.14_L 140 802.TB.08.16_L 160 802.TB.08.18_L 180 802.TB.08.20_L 200	802.TB.18.08_L 80 802.TB.18.10_L 100 802.TB.18.12_L 120 802.TB.18.14_L 140 802.TB.18.16_L 160 802.TB.18.18_L 180 802.TB.18.20_L 200	802.FB.08.16_L 160 802.FB.08.20_L 200 802.FB.08.24_L 240 802.FB.08.28_L 280 802.FB.08.32_L 320 802.FB.08.36_L 360 802.FB.08.40_L 400	802.SB.08.24_L 240 802.SB.08.30_L 300 802.SB.08.36_L 360 802.SB.08.42_L 420 802.SB.08.48_L 480 802.SB.08.54_L 540 802.SB.08.60_L 600

Tavolo riunioni/Conference tables

P 120 x H 74



802.TR.40.24_L 240


Componenti per tavoli/Components for desks

P 65 x H 1,8



802.PD.01.08_L 80
802.PD.01.10_L 100
802.PD.01.12_L 120

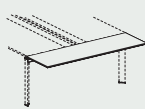
P 80 x H 1,8



802.PD.02.08_L 80
802.PD.02.10_L 100
802.PD.02.12_L 120

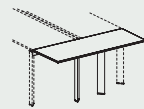
Piani terminali/Terminal tops

P 40 x H 1,8



802.PT.01.13_L 136,5
802.PT.01.15_L 158
802.PT.01.16_L 166,5

P 65 x H 74




802.PT.02.13_L 136,5
802.PT.02.15_L 158
802.PT.02.16_L 166,5


Cassettiere portanti/Carrying pedestals

L 42 P 65 x H 71,5

FR



550.CS.30.04_



550.CS.40.04_

H 1,8




550.CG.13.04_ Top

H 2,5

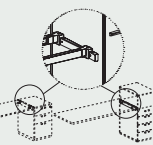


550.CG.11.04 Zoccolo (Optional) /Base frame (Optional)



Q
V
T


L 47 P 2,5 x H 5




802.CG.07.00

L 80 P 33 x 71,5

FR



550.CG.01.08_ A giorno/Open



550.CC.02.08_ Con ante/With doors

H 1,8




550.CG.13.08_ Top

H 2,5



550.CG.11.08 Zoccolo (Optional) /Base frame (Optional)



Q
V
T

Note:

1 Le dimensioni sono espresse in cm - consultare il listino prezzi per le caratteristiche tecniche, i codici degli articoli e delle finiture/Dimensions are stated in cm - for technical characteristics, article code numbers and finishing see price list;

B Con binario centrale/With central rail;

FR Con serratura/With lock;

V Vetro/Glass.


DV802

Dati tecnici/Technical data

Piani di lavoro in melaminico sp. 18 mm con bordi perimetrali in ABS/Worktops in melamine 18 mm thick with perimetrical edges in ABS

Gambe terminali pannellate/Terminal panelled legs


P 5 x H 72



- 802.GP.01.06_L 65
- 802.GP.01.08_L 80
- 802.GP.01.09_L 90
- 802.GP.01.13_L 136,5
- 802.GP.01.15_L 158
- 802.GP.01.16_L 166,5
- 802.GP.02.06_L 65
- 802.GP.02.08_L 80
- 802.GP.02.09_L 90
- 802.GP.02.12_L 120
- 802.GP.02.13_L 136,5
- 802.GP.02.15_L 158
- 802.GP.02.16_L 166,5

Gambe terminali chiuse/Terminal closed legs

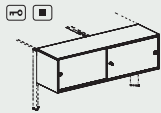
P 5 x H 72



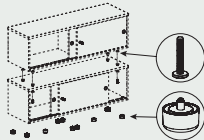
- 802.GL.01.06_L 65
- 802.GL.01.08_L 80
- 802.GL.01.09_L 90
- 802.GL.01.13_L 136,5
- 802.GL.01.15_L 158
- 802.GL.01.16_L 166,5
- 802.GL.02.06_L 65
- 802.GL.02.08_L 80
- 802.GL.02.09_L 90
- 802.GL.02.12_L 120
- 802.GL.02.13_L 136,5
- 802.GL.02.15_L 158
- 802.GL.02.16_L 166,5

Contenitori terminali con ante scorrevoli /Terminal storage units with sliding doors

P 40 x H 40



- 802.CT.02.13_L 136,5
- 802.CT.02.15_L 158
- 802.CT.02.16_L 166,5



- 802.CT.05.00
- Kit per sovrapposizione contenitori terminali con ante scorrevoli/Kit for stacking terminal storage units with sliding doors

Gamba colonna fissa /Fix column leg

L 5 P 5 x H 71



- 802.GF.05.01_

Supporto per M.D.S. 2 Ante scorrevoli /Support for service unit 2 sliding doors



- 802.KT.01.06_L 65
- 802.KT.01.08_L 80
- 802.KT.01.09_L 90
- 802.KT.01.13_L 136,5
- 802.KT.01.15_L 158
- 802.KT.01.16_L 166,5

Piani/Worktops

P 65 x H 1,8



- 802.PS.01.08_L 80
- 802.PS.01.10_L 100
- 802.PS.01.12_L 120
- 802.PS.01.14_L 140
- 802.PS.01.16_L 160
- 802.PS.01.18_L 180
- 802.PS.01.20_L 200

P 80 x H 1,8



- 802.PS.02.08_L 80
- 802.PS.02.10_L 100
- 802.PS.02.12_L 120
- 802.PS.02.14_L 140
- 802.PS.02.16_L 160
- 802.PS.02.18_L 180
- 802.PS.02.20_L 200

P 90 x H 1,8



- 802.PS.03.18_L 180
- 802.PS.03.20_L 200

P 120 x H 1,8



- 801.PS.14.24_L 240

P 136,5 x H 1,8



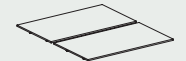
- 802.PR.06.14_L 140
- 802.PR.06.16_L 160
- 802.PR.06.18_L 180

P 136,5 x H 1,8



- 802.PB.01.08_L 80
- 802.PB.01.10_L 100
- 802.PB.01.12_L 120
- 802.PB.01.14_L 140
- 802.PB.01.16_L 160
- 802.PB.01.18_L 180
- 802.PB.01.20_L 200

P 166,5 x H 1,8



- 802.PB.06.08_L 80
- 802.PB.06.10_L 100
- 802.PB.06.12_L 120
- 802.PB.06.14_L 140
- 802.PB.06.16_L 160
- 802.PB.06.18_L 180
- 802.PB.06.20_L 200

P 136,5 x H 1,8



- 802.PB.03.08_L 80
- 802.PB.03.10_L 100
- 802.PB.03.12_L 120
- 802.PB.03.14_L 140
- 802.PB.03.16_L 160
- 802.PB.03.18_L 180
- 802.PB.03.20_L 200

P 166,5 x H 1,8



- 802.PB.08.08_L 80
- 802.PB.08.10_L 100
- 802.PB.08.12_L 120
- 802.PB.08.14_L 140
- 802.PB.08.16_L 160
- 802.PB.08.18_L 180
- 802.PB.08.20_L 200

P 158 x H 1,8



- 802.PB.23.08_L 80
- 802.PB.23.10_L 100
- 802.PB.23.12_L 120
- 802.PB.23.14_L 140
- 802.PB.23.16_L 160
- 802.PB.23.18_L 180
- 802.PB.23.20_L 200

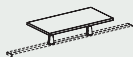
P 158 x H 1,8



- 802.PB.25.14_L 140
- 802.PB.25.16_L 160
- 802.PB.25.18_L 180

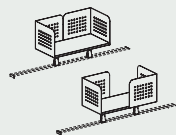
Accessori su binari/Accessories on rail

L 60 P 30 x H 1,8

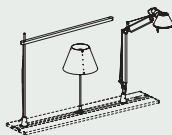


- 802.AB.03.06

L 60 P 30 x H 26,5



- 802.AB.04.06



- 802.AB.01.00

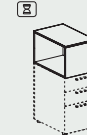
Porta dox/Top box

L80 P 40 x H 40



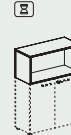
- 300.AC.15.06
- Metallico/Metallic

L 42 P 65 x H 40



- 550.CG.09.04_
- Da abbinare alle cassettiere portanti /To be used with carrying pedestal

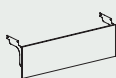
L 80 P 35 x H 40



- 550.CG.04.08_
- Da abbinare ai contenitori complanari con ante/To be used with coplanar storage units

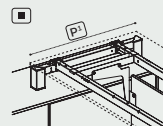
Modesty panels

P 1,8 x H35



- 802.MP.01.08_L 80
- 802.MP.01.10_L 100
- 802.MP.01.12_L 120
- 802.MP.01.14_L 140
- 802.MP.01.16_L 160
- 802.MP.01.18_L 180
- 802.MP.01.20_L 200

P 5 x H 5,1

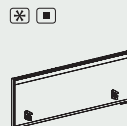


- 802.ST.01.65 L 35,5 ^{Pr} 65
- 802.ST.01.80 L 48,3 ^{Pr} 80
- 802.ST.01.90 L 58,3 ^{Pr} 90

Note: Staffa da aggiungere ai modesty panel per mobili di servizio in base alla profondità del piano di lavoro. Per l'integrazione consultare il relativo listino/Bracket to be added to the modesty panels for service units, depending on worktop's depth. Check the correspondent price list for the integration

Frontal panels con morsetti e supporti integrati /Frontal panels with clamps and conic clamps

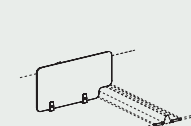
P 4 x H 59



- 300.FR.07.14 L 140
- 300.FR.07.16 L 160

Per piani/For worktops

L 77 P1 x H 39

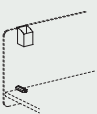

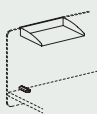

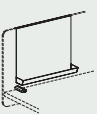


- 300.FR.19.07
- Per piani melaminico /For worktops melamine

Note: In caso di BENCH, controllare lo spazio disponibile tra una gamba e l'altra/In the case of BENCH, verify the useful gap between a leg and the next one

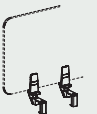
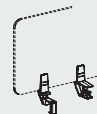
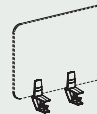
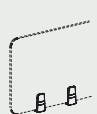
 300.AP.V1.00	 802.AP.09.00	 300.AP.F1.00	 300.AP.T7.01 Ø 6	 300.AP.T2.01 Ø 8	 802.AP.11.01	 802.AP.12.01
 802.AP.01.08 L 80	 802.AP.02.08 L 80	 802.AP.05.00	 802.KS.01.00 Per P/For D 136,6	 802.KS.02.00 Per P/For D 158 - 166,5	 802.AP.13.01	 802.AP.14.01
 802.AP.01.10 L 100	 802.AP.02.10 L 100		<p>Note: Per l'integrazione consultare il relativo listino /Check the correspondent price list for the integration</p>			
 802.AP.01.12 L 120	 802.AP.02.12 L 120					
 802.AP.01.14 L 140	 802.AP.02.14 L 140					
 802.AP.01.16 L 160	 802.AP.02.16 L 160					
 802.AP.01.18 L 180	 802.AP.02.18 L 180					
 802.AP.01.20 L 200	 802.AP.02.20 L 200					
 300.AC.26.02 L 24,5	 300.AC.36.02 L 32	 300.AP.S1.02 L 20,5	 300.AT.A6.02 L 21	 300.AP.T4.01	 802.AP.04.01	 802.AP.03.01
 300.AC.26.03 L 34,5		 300.AP.S1.03 L 30	 300.AT.A6.03 L 25,5	 300.AP.T5.01 - UK		
 300.AC.26.04 L 44,5		 300.AP.S1.04 L 42 Per /For top access 300.AC.26...	 300.AT.A6.04 L 39	 300.AP.T6.01 - US		
 300.AC.16.02	 300.AC.06.05	 802.AC.01.00 Per P/For D: 65 - 80 136,5 - 158 - 166,5	 802.AC.05.00 (P 90)			

Accessori per frontal panels in melaminico/Accessories for melamine frontal panels

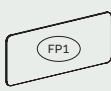
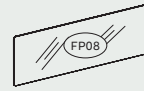
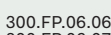

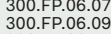
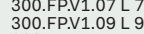

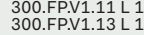

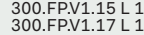






L 6,5 P 6,5 x H 8,5	L 50 P 17 x H 3	L 31 P 22 x H 5	L 23 P 10 x H 29	L 35 P 6,5 x H 30
 300.FA.01.01	 300.FA.02.05	 300.FA.04.03	 300.FA.06.02	 300.FA.08.03

Note: Il posizionamento degli accessori sui frontal panel in vetro prevede l'utilizzo di una guarnizione in PVC trasparente (Optional su richiesta)/Placement of accessories on glass front panel need the use of a trasparent PVC gasket (Optional on request)
Non utilizzabile su Frontal Panels Colibri /Not usable for Colibri Frontal Panels

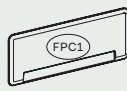
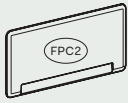
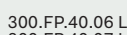
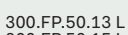
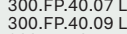
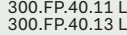
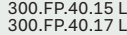


Morsetti e supporti per frontal panels sp. 3 - sp. 1 - sp. 0,8
/Clamps for frontal panels t. 3 - t. 1 - t. 0,8

<input checked="" type="checkbox"/>	<input checked="" type="checkbox"/>	<input checked="" type="checkbox"/>	<input checked="" type="checkbox"/>
 300.FP.29.00 Per gamba /For leg	 300.FP.32.00 Per piano-gamba /For worktop-leg	 300.FP.27.00 Per piani /For worktops	 300.FP.28.00 Per piani-binari /For worktops-tracks
<p>Per frontal panels /For frontal panels <input type="checkbox"/> <input type="checkbox"/> <input type="checkbox"/> <input type="checkbox"/></p>			

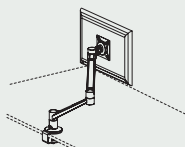
Frontal panels sp. 1 - sp. 0,8

P 1 x H 39	P 0,8 x H 39
 300.FP.06.06 L 64	 300.FPV1.06 L 64
 300.FP.06.07 L 79	 300.FPV1.07 L 79
 300.FP.06.09 L 99	 300.FPV1.09 L 99
 300.FP.06.11 L 119	 300.FPV1.11 L 119
 300.FP.06.13 L 139	 300.FPV1.13 L 139
 300.FP.06.15 L 159	 300.FPV1.15 L 159
 300.FP.06.17 L 179	 300.FPV1.17 L 179
 300.FP.06.19 L 199	 300.FPV1.19 L 199
Melaminico/Melamine	Vetro/Glass

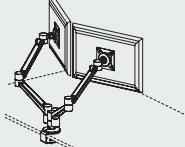
Frontal panel fonoassorbenti sp. 3
/Acoustic frontals panels t. 3

P 3 x H 39	P 3 x H 59
<input checked="" type="checkbox"/>	<input checked="" type="checkbox"/>
 300.FP.40.06 L 64	 300.FP.50.13 L 139
 300.FP.40.07 L 79	 300.FP.50.15 L 159
 300.FP.40.09 L 99	Tessuto/Fabric
 300.FP.40.11 L 119	
 300.FP.40.13 L 139	
 300.FP.40.15 L 159	
 300.FP.40.17 L 179	
Tessuto/Fabric	
Vetro/Glass	

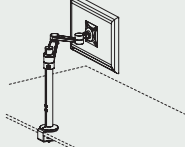
Bracci porta video/Arms for video support



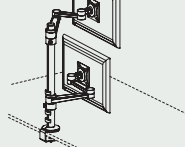
300.AC.04.01
Braccio porta video mobile su piano
/Dynamic arm for video support on
deskbase



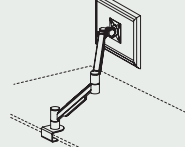
300.AC.04.02
Doppio braccio porta video mobile
su piano/2 dynamic arms for video
support on deskbase



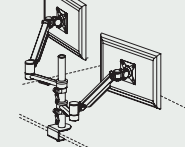
300.AC.03.01
Braccio porta video statico
su palo/Static arm for video
support on deskbase



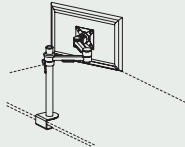
300.AC.03.02
Doppio braccio porta video statico
su palo/2 static arms for video
support on pole



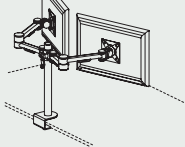
300.AC.02.01
Braccio porta video mobile su piano
/Dynamic arm for video support on
deskbase



300.AC.02.02
Doppio braccio porta video mobile
su piano/2 dynamic arms for video
support on deskbase



300.AC.01.01
Braccio porta video statico
su palo/Static arm for video
support on pole



300.AC.01.02
Doppio braccio porta video statico
su palo/2 static arms for video
support on pole

Note:

① Le dimensioni sono espresse in cm – consultare il listino prezzi per le caratteristiche tecniche, i codici degli articoli e delle finiture/Dimensions are stated in cm – for technical characteristics, article code numbers and finishing see price list;

② Per la scelta dei contenitori e degli accessori vari, consultare il relativo listino o catalogo/To choose storage units and accessories, please check correspondent price list or catalogue;

■ Prodotti non in pronta consegna. Per la disponibilità contattare l'ufficio commerciale/Items not in prompt delivery. Please contact the commercial department to check availability;

● Articoli prodotti solo su richiesta/Items produced only on demand;

∇ Vetro/Glass;

⊞ Fino ad esaurimento/Until exhaustion;

☑ Prodotti Colibri/Colibri products.