

# DV803 Nobu

# Dati tecnici/Technical data

Piani di lavoro in melaminico sp. 25 mm con bordi perimetrali in ABS sp. 2 mm/Melamine worktops 25 mm thick with ABS edge-profiles 2 mm thick

Tavoli scrivania altezza fissa H 74 (tipo C)/Fix desks height, H 74 cm (type C)

## Tavoli scrivania/Desks

P 65 x H 74



803.TS.01.08\_L 80  
803.TS.01.10\_L 100  
803.TS.01.12\_L 120  
803.TS.01.14\_L 140  
803.TS.01.16\_L 160  
803.TS.01.18\_L 180

P 80 x H 74



803.TS.02.08\_L 80  
803.TS.02.10\_L 100  
803.TS.02.12\_L 120  
803.TS.02.14\_L 140  
803.TS.02.16\_L 160  
803.TS.02.18\_L 180  
803.TS.02.20\_L 200

## Tavoli executive/Executive tables

P 100 x H 74



803.TS.03.20\_L 200



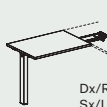
803.TS.07.20\_L 200

## Allunghi laterali (Dx - Sx)/Lateral extension (R - L)

P 65 x H 74



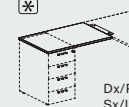
Dx/R  
Sx/L  
803.TD.01.08\_L 80  
803.TD.01.10\_L 100  
803.TD.01.12\_L 120



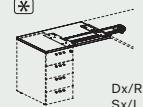
Dx/R  
Sx/L  
803.TD.07.08\_L 80  
803.TD.07.10\_L 100  
803.TD.07.12\_L 120

## Allunghi su cassettiere portanti /Extensions on carrying pedestals

L 100 P 65 x H 74



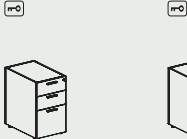
803.AL.01.10\_



803.AL.06.10\_

## Cassettiere portanti/Carrying pedestals

L 42 P 65 x H 71,5



550.CS.30.04\_




550.CS.40.04\_

H 2,5



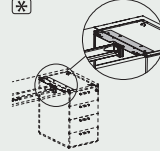
550.CG.14.04\_



H 1,8  
550.CG.12.04  
Zoccolo (Optional)  
/Base frame (Optional)



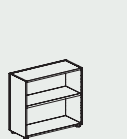
L 14,5 P 53 x H 8,5



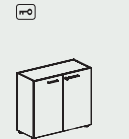
803.ST.01.00

## Contenitori H 74/Storage units H 74

L 80 P 33 x 71,5



550.CG.01.08\_  
A giorno/Open



550.CC.02.08\_  
Con ante/With doors

H 2,5



550.CG.14.08\_

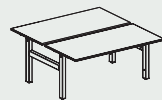
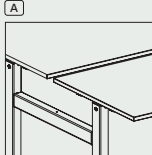


H 1,8  
550.CG.12.08  
Zoccolo (Optional)  
/Base frame (Optional)

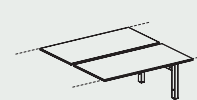


## Tavoli P 136,5 e 166,5 a 2 scrivanie contrapposte/Benches 136,5 and 166,5 depth

P 136,5 x H 74

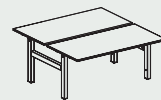


803.TB.01.14\_L 140  
803.TB.01.16\_L 160

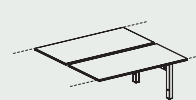


803.TB.11.14\_L 140  
803.TB.11.16\_L 160

P 166,5 x H 74



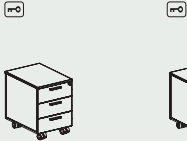
803.TB.06.14\_L 140  
803.TB.06.16\_L 160



803.TB.16.14\_L 140  
803.TB.16.16\_L 160

## Cassettiere/Pedestals

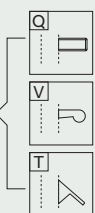
L 42 P 57 x H 55,5



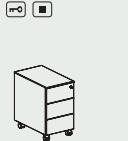
550.CS.10.04\_  
Melaminico/Melamine



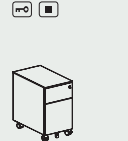
550.CS.20.04\_  
Melaminico/Melamine



L 32,2 P 54,2 x H 55,5



550.CS.1M.03\_  
Metalliche/Metallic



550.CS.2M.03\_  
Metalliche/Metallic

L 42,2 P 54,2 x H 55,5



550.CS.1M.04\_  
Metalliche - Vaschetta porta  
cancelleria inclusa/Metallic  
- Stationery tray included

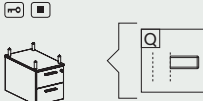


550.CS.2M.04\_  
Metalliche - Vaschetta porta  
cancelleria inclusa/Metallic  
- Stationery tray included

**Note:** La finitura impiallacciato non è in pronta consegna. Per la disponibilità contattare l'ufficio commerciale. Per portacancelleria cassetti, vedi capitolo DV300-Accessori/Veneered finishes is not in prompt delivery. Please contact the commercial department to check availability. For stationary tray, see chapter DV300-Accessories

## Cassettiere sospese/Hanged pedestals

L 33 P 53 x H 35



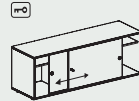
803.CS.11.03  
Sospesa melaminico  
/Hanged melamine

L 32,5 P 52 x H 14,5



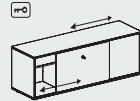
803.CA.01.05  
Sospesa metallica  
/Hanged metallic

L 160 P 48 x H 58

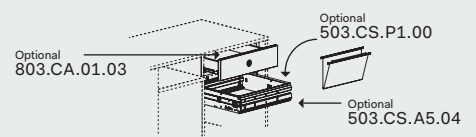


803.MS.02.16\_  
Monofacciale/Unifacial

L 160 P 48 x H 58



803.MS.01.16\_  
Bifacciale/Bifacial



Optional per cod. 803.MS.02.16\_/803.MS.01.16\_  
Optional for code 803.MS.02.16\_/803.MS.01.16\_

### Note:

1 Le dimensioni sono espresse in cm - consultare il listino prezzi per le caratteristiche tecniche, i codici degli articoli e delle finiture/Dimensions are stated in cm - for technical characteristics, article code numbers and finishing see price list;

2 Prodotti non in pronta consegna. Per la disponibilità contattare l'ufficio commerciale/Items not in prompt delivery. Please contact the commercial department to check availability;

3 Fino ad esaurimento/Until exhaustion;

A Senza binario/Without rail;

4 Con serratura / With lock;

5 Non utilizzabili su tavoli regolabili /Can not be used on adjustable tables.

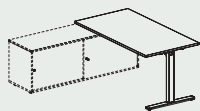
# DV803 Nobu

# Dati tecnici/Technical data

Piani di lavoro in melaminico sp. 25 mm con bordi perimetrali in ABS sp. 2 mm / Melamine worktops 25 mm thick with ABS edge-profiles 2 mm thick

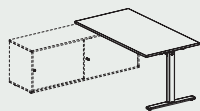
## Tavoli integrabili su mobile di servizio / Integrable desks for service unit

P 65 x H 74



803.TI.01.14\_L 140  
803.TI.01.16\_L 160  
803.TI.01.18\_L 180

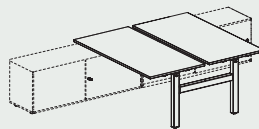
P 80 x H 74



803.TI.02.14\_L 140  
803.TI.02.16\_L 160  
803.TI.02.18\_L 180

P 136,5 x H 74

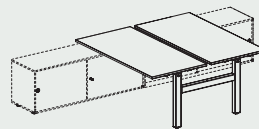
**A**



803.TI.04.14\_L 140  
803.TI.04.16\_L 160

P 166,5 x H 74

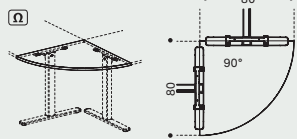
**A**



803.TI.05.14\_L 140  
803.TI.05.16\_L 160

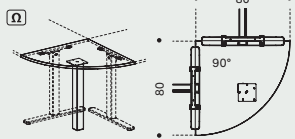
## Raccordi/Connection elements

L 80 P 80 x H 2,5



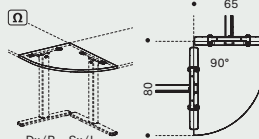
803.RA.01.08\_

L 80 P 80 x H 74



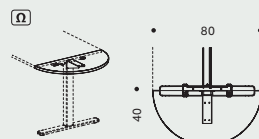
803.RA.02.08\_

L 80 P 65 x H 2,5



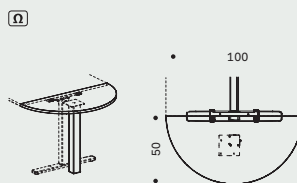
803.RA.03.08\_Dx/R  
803.RA.04.08\_Sx/L

L 80 P 40 x H 2,5



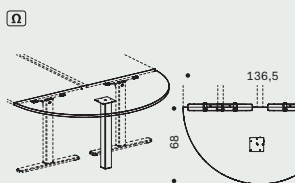
803.PT.07.08\_

L 100 P 50 x H 74



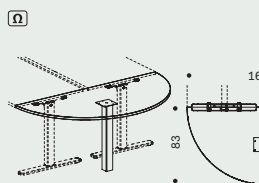
803.PT.11.10\_

L 136,5 P 68 x H 74



803.PT.09.13\_

L 166,5 P 83 x H 74



803.PT.13.16\_

## Tavoli riunione/Conference tables

H 74



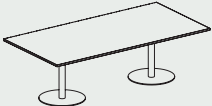
803.TR.01.10\_ Ø100  
803.TR.01.12\_ Ø120

L 200 P 100 x H 74



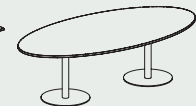
803.TR.02.20\_

L 240 P 120 x H 74



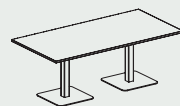
803.TR.02.24\_

L 250 P 125 x H 74



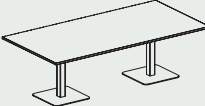
803.TR.04.25\_

L 200 P 100 x H 74



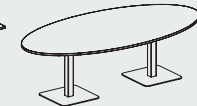
803.TR.03.20\_

L 240 P 120 x H 74



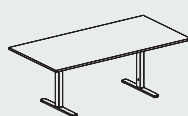
803.TR.03.24\_

L 250 P 125 x H 74



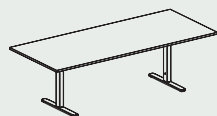
803.TR.05.25\_

L 200 P 100 x H 74



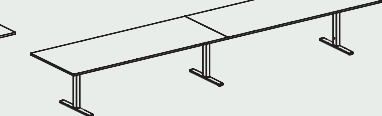
803.TR.32.20\_

L 240 P 120 x H 74



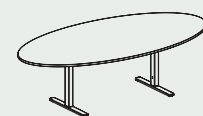
803.TR.32.24\_

L 480 P 120 x H 74



803.TR.32.48\_

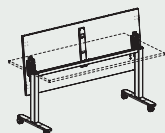
L 250 P 125 x H 74



803.TR.32.25\_

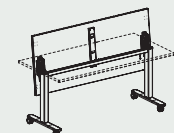
## Tavoli su ruote con piano ribaltabile / Tables on castors with flip worktop

P 70 x H 74



300.TF.01.08\_L 80  
300.TF.01.10\_L 100  
300.TF.01.12\_L 120  
300.TF.01.14\_L 140  
300.TF.01.16\_L 160  
300.TF.01.18\_L 180

P 80 x H 74



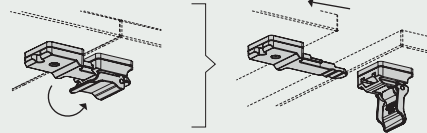
300.TF.02.08\_L 80  
300.TF.02.10\_L 100  
300.TF.02.12\_L 120  
300.TF.02.14\_L 140  
300.TF.02.16\_L 160  
300.TF.02.18\_L 180

## Accessori per tavoli con piano ribaltabile / Accessories for tables with flip worktop

P 1 x H 31



300.MP.10.08\_L 46,5  
300.MP.10.10\_L 66,5  
300.MP.10.12\_L 86,5  
300.MP.10.14\_L 106,5  
300.MP.10.16\_L 126,5  
300.MP.10.18\_L 146,5  
Modesty Panel per tavolo con piano ribaltabile / Modesty panel for tables with flip worktop



300.KT.04.00  
Ganci per collegare in linea tavoli folding / Hooks to connect folding desks in line

### Note:

**A** Le dimensioni sono espresse in cm - consultare il listino prezzi per le caratteristiche tecniche, i codici degli articoli e delle finiture / Dimensions are stated in cm - for technical characteristics, article code numbers and finishing see price list;

**A** Da utilizzare solo con tavoli indipendenti / To be used with single desks;

**A** Senza binario / Without rail.

# DV803 Nobu

# Dati tecnici/Technical data

Piani di lavoro in melaminico sp. 25 mm con bordi perimetrali in ABS sp. 2 mm/Melamine worktops 25 mm thick with ABS edge-profiles 2 mm thick

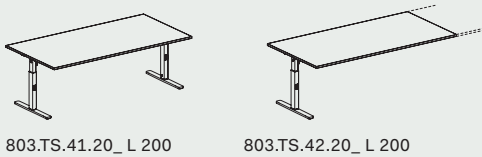
Tavoli scrivania posizionabili in altezza con pulsante da 65÷86 cm (tipo B-D) / Desks with adjustable height by push-button, from 65÷86 cm (type B-D)

## Tavoli scrivania/Desks

P 65 x H 65 ÷ 86		P 80 x H 65 ÷ 86		
	803.TS.21.08_L 80 803.TS.21.10_L 100 803.TS.21.12_L 120 803.TS.21.14_L 140 803.TS.21.16_L 160 803.TS.21.18_L 180	803.TS.23.08_L 80 803.TS.23.10_L 100 803.TS.23.12_L 120 803.TS.23.14_L 140 803.TS.23.16_L 160 803.TS.23.18_L 180	803.TS.22.08_L 80 803.TS.22.10_L 100 803.TS.22.12_L 120 803.TS.22.14_L 140 803.TS.22.16_L 160 803.TS.22.18_L 180	803.TS.24.08_L 80 803.TS.24.10_L 100 803.TS.24.12_L 120 803.TS.24.14_L 140 803.TS.24.16_L 160 803.TS.24.18_L 180

## Tavoli executive/Executive tables

P 100 x H 65 ÷ 86



803.TS.41.20\_L 200

803.TS.42.20\_L 200

## Allunghi laterali (Dx - Sx)/Lateral extension (R - L)

P 65 x H 65 ÷ 86



803.TD.21.08\_L 80  
803.TD.21.10\_L 100  
803.TD.21.12\_L 120

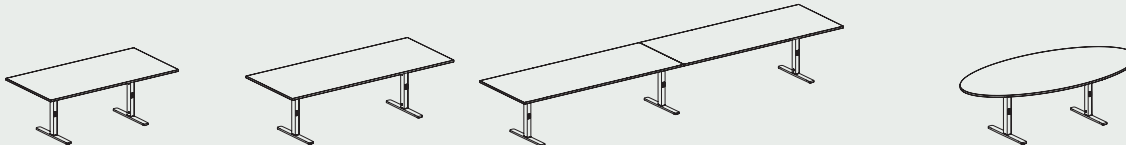
## Tavoli riunione/Conference tables

L 200 P 100 x H 65 ÷ 86

L 240 P 120 x H 65 ÷ 86

L 480 P 120 x H 65 ÷ 86

L 250 P 125 x H 65 ÷ 86



803.TR.36.20\_

803.TR.36.24\_

803.TR.36.48\_

803.TR.37.25\_

Tavoli scrivania regolabili in altezza a tre stadi con manovella da H 65÷125 cm (tipo A) / Desks with adjustable height at three levels by crank, from H 65÷125 cm (type A)

## Tavoli scrivania /Desks

P 65 x H 65 ÷ 125

P 80 x H 65 ÷ 125

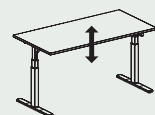
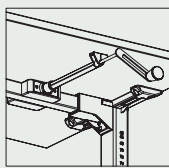
P 65 x H 65 ÷ 125

P 65 x H 65 ÷ 125

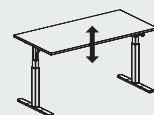
## Tavoli a 2 scrivanie contrapposte / Benches

P 136,5 x H 65 ÷ 125

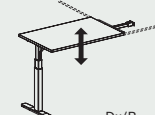
P 166,5 x H 65 ÷ 125



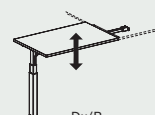
803.TS.31.14\_L 140  
803.TS.31.16\_L 160  
803.TS.31.18\_L 180



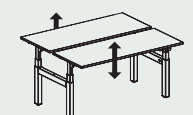
803.TS.32.14\_L 140  
803.TS.32.16\_L 160  
803.TS.32.18\_L 180



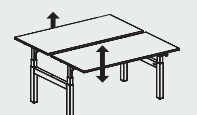
803.TD.24.08\_L 80  
803.TD.24.10\_L 100



803.TD.25.08\_L 80  
803.TD.25.10\_L 100



803.TB.30.14\_L 140  
803.TB.30.16\_L 160



803.TB.31.14\_L 140  
803.TB.31.16\_L 160

Tavoli scrivania regolabili in altezza a due stadi con manovella da H 76 ÷ 115 cm / Adjustable height table with 2-stage height adjustment H 76 ÷ 115 cm with crank

## Tavoli scrivania/Desks

P 65 x H 76 ÷ 115

P 80 x H 76 ÷ 115

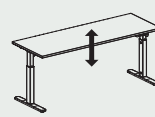
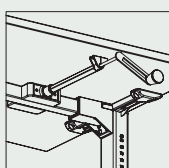
P 65 x H 76 ÷ 115

P 65 x H 76 ÷ 115

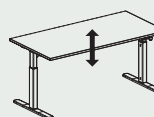
## Tavoli a 2 scrivanie contrapposte / Benches

P 136,5 x H 76 ÷ 115

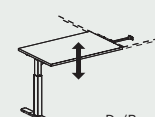
P 166,5 x H 76 ÷ 115



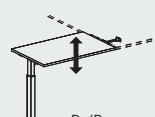
803.TS.81.14\_L 140  
803.TS.81.16\_L 160  
803.TS.81.18\_L 180



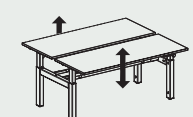
803.TS.82.14\_L 140  
803.TS.82.16\_L 160  
803.TS.82.18\_L 180



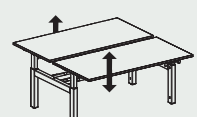
803.TD.94.08\_L 80  
803.TD.94.10\_L 100



803.TD.95.08\_L 80  
803.TD.95.10\_L 100



803.TB.80.14\_L 140  
803.TB.80.16\_L 160



803.TB.81.14\_L 140  
803.TB.81.16\_L 160

### Note:

① Le dimensioni sono espresse in cm - consultare il listino prezzi per le caratteristiche tecniche, i codici degli articoli e delle finiture/Dimensions are stated in cm - for technical characteristics, article code numbers and finishing see price list;

② I tavoli in allungo laterale (Ⓜ) sono integrabili solo in versione Dx /The extension tables (Ⓜ) can be used only on the RH side;

Ⓜ Senza binario/Without rail.

■ Prodotti non in pronta consegna. Per la disponibilità contattare l'ufficio commerciale/Items not in prompt delivery. Please contact the commercial department to check availability;

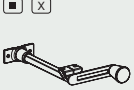
# DV803 Nobu

# Dati tecnici/Technical data

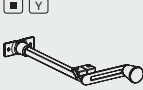
Piani di lavoro in melaminico sp. 25 mm con bordi perimetrali in ABS sp. 2 mm/Melamine worktops 25 mm thick with ABS edge-profiles 2 mm thick

## Manovelle per tavoli scrivania tipo A/Cranks for desks type A

Schema tavoli con manovelle (X - Y) da aggiungere all'ordine /Desk scheme with cranks (X - Y) to be added to the order

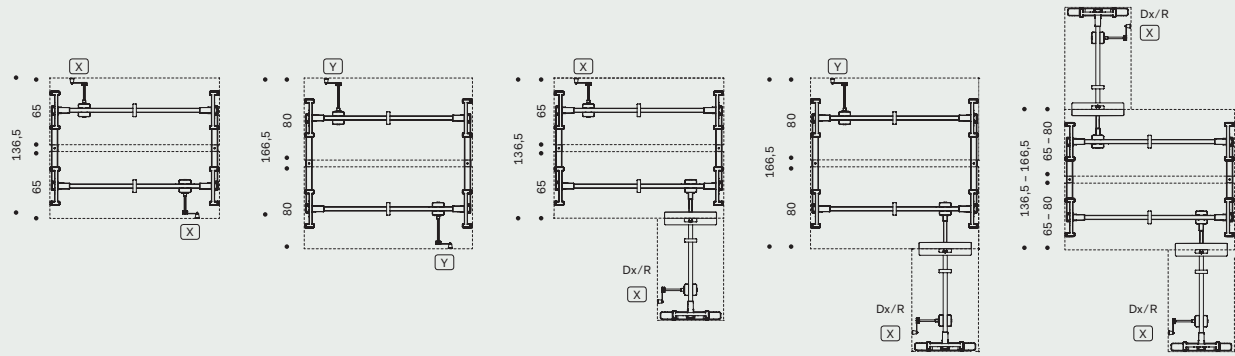


**803.KT.06.00 P 65**  
Per tavoli scrivania P 65 - 136,5  
For desks P 65 - 136,5



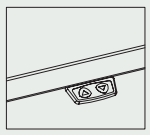
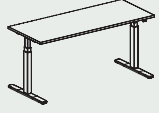
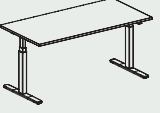
**803.KT.08.00 P 80**  
Per tavoli scrivania P 80 - 166,5  
For desks P 80 - 166,5

**Note:** Manovelle obbligatorie da aggiungere ai tavoli regolabili in altezza a tre stadi (tipo A) secondo gli esempi riportati/Required cranks to be added at desks adjustable in height at three levels (type A) according to the following examples

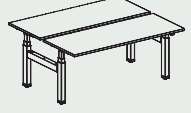



## Tavoli scrivania regolabili in altezza a tre stadi elettricamente da H 65÷125 cm (tipo A)/Desks adjustable in H electrical at three stages from H 65 to H 125 cm (type A)

### Tavoli scrivania/Desks

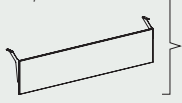

	<p>P 65 x H 65 ÷ 125</p>  <p><b>803.TS.57.14_L 140</b> <b>803.TS.57.16_L 160</b> <b>803.TS.57.18_L 180</b></p>	<p>P 80 x H 65 ÷ 125</p>  <p><b>803.TS.58.14_L 140</b> <b>803.TS.58.16_L 160</b> <b>803.TS.58.18_L 180</b></p>
--	---	---

### Tavoli a 2 scrivanie contrapposte/Benches

<p>P 136,5 x H 65 ÷ 125</p>  <p><b>803.TB.32.14_L 140</b> <b>803.TB.32.16_L 160</b> <b>803.TB.32.18_L 180</b></p>	<p>P 166,5 x H 65 ÷ 125</p>  <p><b>803.TB.33.14_L 140</b> <b>803.TB.33.16_L 160</b> <b>803.TB.33.18_L 180</b></p>
--	--

### Modesty panels per tavoli altezza fissa /Modesty panel for fix in height tables

P 1,8 x H35





**803.MP.01.08\_L 67**  
**803.MP.01.10\_L 87**  
**803.MP.01.12\_L 107**  
**803.MP.01.14\_L 127**  
**803.MP.01.16\_L 147**  
**803.MP.01.18\_L 167**  
Per tavoli /For desks

**803.KT.01.00**  
Kit staffe /Bracket kit



### Frontal panels in tessuto con morsetti integrati /Fabric frontal panels with clamps

P 4 x H 59

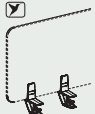
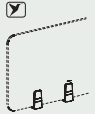


**300.FR.07.14 L 140**  
**300.FR.07.16 L 160**  
Per Piani/For worktops

### Frontal panels per bench /Frontal panels for bench

<p>P 4 x H 59</p>  <p><b>300.FR.06.14_L 140</b> <b>300.FR.06.16_L 160</b> Tessuto/Fabric Per bench altezza fissa "tipo C" /For fix bench height "type C"</p>	<p>P 4 x H 79</p>  <p><b>300.FR.36.14 L 140</b> <b>300.FR.36.16 L 160</b> Tessuto/Fabric Per bench con altezza regolabile "tipo A" /For bench with adjustable height "type A"</p>
---	--

### Morsetti e supporti per frontal panels sp. 3 - sp. 1 - sp. 0,8/Clamps for frontal panels t. 3 - t. 1 - t. 0,8






**300.FP.27.00**  
Per piani /For worktop


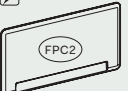
**300.FP.28.00**  
Per piani-binari /For worktops-track

Per frontal panels /For frontal panels **FP1** **FP08** **FPC1** **FPC2**

### Frontal panels sp. 1 - sp. 0,8

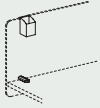
<p>P 1 x H 39</p>  <p><b>300.FP.06.06 L 64</b> <b>300.FP.06.07 L 79</b> <b>300.FP.06.09 L 99</b> <b>300.FP.06.11 L 119</b> <b>300.FP.06.13 L 139</b> <b>300.FP.06.15 L 159</b> <b>300.FP.06.17 L 179</b> <b>300.FP.06.19 L 199</b> Melaminico/Melamine</p>	<p>P 0,8 x H 39</p>  <p><b>300.FPV1.06 L 64</b> <b>300.FPV1.07 L 79</b> <b>300.FPV1.09 L 99</b> <b>300.FPV1.11 L 119</b> <b>300.FPV1.13 L 139</b> <b>300.FPV1.15 L 159</b> <b>300.FPV1.17 L 179</b> <b>300.FPV1.19 L 199</b> Vetro/Glass</p>
---	---

### Frontal panel fonoassorbenti sp. 3 /Acoustic frontals panels t. 3

<p>P 3 x H 39</p>  <p><b>300.FP.40.06 L 64</b> <b>300.FP.40.07 L 79</b> <b>300.FP.40.09 L 99</b> <b>300.FP.40.11 L 119</b> <b>300.FP.40.13 L 139</b> <b>300.FP.40.15 L 159</b> <b>300.FP.40.17 L 179</b> Tessuto/Fabric</p>	<p>P 3 x H 59</p>  <p><b>300.FP.50.13 L 139</b> <b>300.FP.50.15 L 159</b> Tessuto/Fabric</p>
--	---

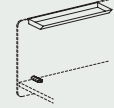
Accessori / Accessories

L 6,5 P 6,5 x H 8,5



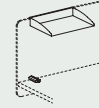
300.FA.01.01

L 50 P 17 x H 3



300.FA.02.05

L 31 P 22 x H 5



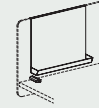
300.FA.04.03

L 23 P 10 x H 29



300.FA.06.02

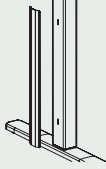
L 35 P 6,5 x H 30



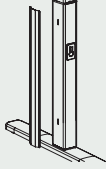
300.FA.08.03

Note: Il posizionamento degli accessori sui frontal panel in vetro prevede l'utilizzo di una guarnizione in PVC trasparente (Optional su richiesta)/Placement of accessories on glass front panel need the use of a transparent PVC gasket (Optional on request)  
 Non utilizzabile su Frontal Panels Colibri  /Not usable for Colibri Frontal Panels

Canalizzazione – Elettrificazione/Wire management – Electrification



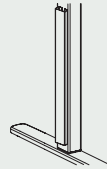
803.AP.08.06  
 Per gambe fisse "tipo C"  
 /For fix legs height "type C"



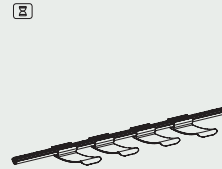
803.AP.09.06  
 Per gambe regolabili "tipo B-D"  
 /For legs with adjustable height "type B-D"



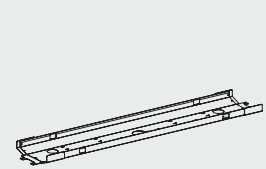
300.AP.V1.00



803.AP.09.00  
 Per tavoli con piano ribaltabile  
 /For desk with folding worktop



803.CL.01.14



803.AP.02.14 L 140  
 803.AP.02.16 L 160  
 803.AP.02.18 L 180  
 Per tavoli a due scrivanie contrapposte/For benches



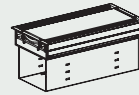
300.AP.T7.01 Ø 6  
 300.AP.T8.01 Ø 8



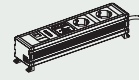
300.AP.T2.01 Ø 8



300.AP.F2.00



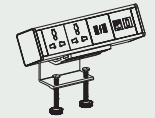
300.AC.26.02 L 24,5  
 300.AC.26.03 L 34,5  
 300.AC.26.04 L 44,5



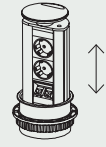
300.AP.S1.02 L 20,5  
 300.AP.S1.03 L 30  
 300.AP.S1.04 L 42  
 Per/For top access 300.AC.26\_



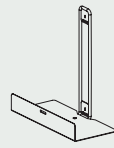
300.AT.A6.02 L 21  
 300.AT.A6.03 L 25,5  
 300.AT.A6.04 L 39



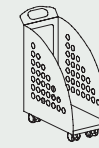
300.AP.B4.01 L 16,5  
 300.AP.B4.02 L 21  
 300.AP.B4.03 L 29,9



300.APT.4.01  
 300.APT.5.01 – UK   
 300.APT.6.01 – US

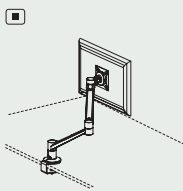


803.AC.01.02

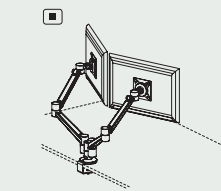


300.AC.06.05

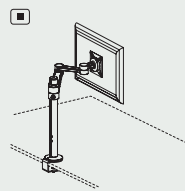
Bracci porta video/Arms for video support



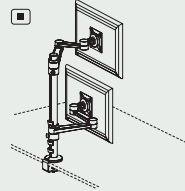
300.AC.04.01  
 Braccio porta video mobile su piano  
 /Dynamic arm for video support on deskbase



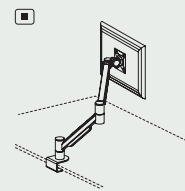
300.AC.04.02  
 Doppio braccio porta video mobile su piano/2 dynamic arms for video support on deskbase



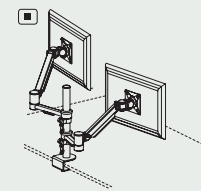
300.AC.03.01  
 Braccio porta video statico su palo/Static arm for video support on deskbase



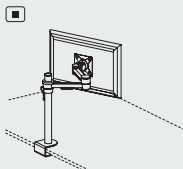
300.AC.03.02  
 Doppio braccio porta video statico su palo/2 static arms for video support on pole



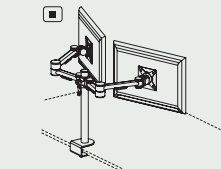
300.AC.02.01  
 Braccio porta video mobile su piano  
 /Dynamic arm for video support on deskbase



300.AC.02.02  
 Doppio braccio porta video mobile su piano/2 dynamic arms for video support on deskbase



300.AC.01.01  
 Braccio porta video statico su palo/Static arm for video support on pole



300.AC.01.02  
 Doppio braccio porta video statico su palo/2 static arms for video support on pole

Note:

1 Le dimensioni sono espresse in cm – consultare il listino prezzi per le caratteristiche tecniche, i codici degli articoli e delle finiture/Dimensions are stated in cm – for technical characteristics, article code numbers and finishing see price list;

2 Per la scelta dei contenitori e degli accessori vari, consultare il relativo listino o catalogo/To choose storage units and accessories, please check correspondent price list or catalogue;

Prodotti non in pronta consegna. Per la disponibilità contattare l'ufficio commerciale/Items not in prompt delivery. Please contact the commercial department to check availability;

Articoli prodotti solo su richiesta/Items produced only on demand;

Fino ad esaurimento/Until exhaustion;

Prodotti Colibri/Colibri products.