

# DV806 Baku

# Dati tecnici/Technical data

Piani di lavoro in melaminico sp. 18 mm con bordi perimetrali in ABS/Worktops in melamine 18 mm thick with perimetrical edges in ABS

## Tavoli scrivania P 65/Desks 65 depth

P 65 × H 74



806.TS.01.08\_L 80  
806.TS.01.10\_L 100  
806.TS.01.12\_L 120  
806.TS.01.14\_L 140

806.TS.01.16\_L 160  
806.TS.01.18\_L 180  
806.TS.01.20\_L 200

806.TS.05.08\_L 80  
806.TS.05.10\_L 100  
806.TS.05.12\_L 120  
806.TS.05.14\_L 140

806.TS.05.16\_L 160  
806.TS.05.18\_L 180  
806.TS.05.20\_L 200

806.TV.01.10\_L 100

## Tavoli scrivania P 80/Desks 80 depth

P 80 × H 74



806.TS.02.08\_L 80  
806.TS.02.10\_L 100  
806.TS.02.12\_L 120  
806.TS.02.14\_L 140

806.TS.02.16\_L 160  
806.TS.02.18\_L 180  
806.TS.02.20\_L 200

806.TS.06.08\_L 80  
806.TS.06.10\_L 100  
806.TS.06.12\_L 120  
806.TS.06.14\_L 140

806.TS.06.16\_L 160  
806.TS.06.18\_L 180  
806.TS.06.20\_L 200

## Tavoli executive P 90/90 depth executive tables

P 90 × H 74



806.TS.03.18\_L 180  
806.TS.03.20\_L 200

806.TS.07.18\_L 180  
806.TS.07.20\_L 200

806.TV.03.18\_L 180  
806.TV.03.20\_L 200

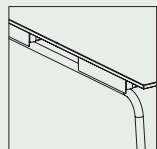
P 120 × H 74



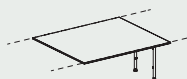
806.TR.40.24\_L 240

## Tavoli scrivania P 136,5/Desks 136,5 depth

P 136,5 × H 74



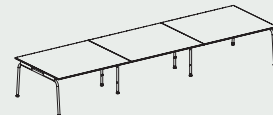
806.TS.37.14\_L 140  
806.TS.37.16\_L 160  
806.TS.37.18\_L 180



806.TS.38.14\_L 140  
806.TS.38.16\_L 160  
806.TS.38.18\_L 180



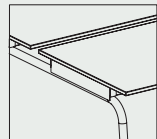
806.TS.37.28\_L 280  
806.TS.37.32\_L 320  
806.TS.37.36\_L 360



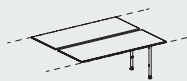
806.TS.37.42\_L 420  
806.TS.37.48\_L 480  
806.TS.37.54\_L 540

## Tavoli P 136,5 a 2 scrivanie contrapposte/Benches 136,5 depth

P 136,5 × H 74



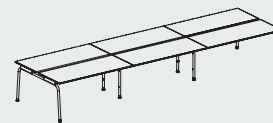
806.TB.01.08\_L 80  
806.TB.01.10\_L 100  
806.TB.01.12\_L 120  
806.TB.01.14\_L 140  
806.TB.01.16\_L 160  
806.TB.01.18\_L 180  
806.TB.01.20\_L 200



806.TB.11.08\_L 80  
806.TB.11.10\_L 100  
806.TB.11.12\_L 120  
806.TB.11.14\_L 140  
806.TB.11.16\_L 160  
806.TB.11.18\_L 180  
806.TB.11.20\_L 200



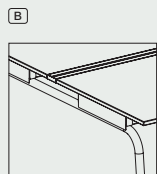
806.FB.01.16\_L 160  
806.FB.01.20\_L 200  
806.FB.01.24\_L 240  
806.FB.01.28\_L 280  
806.FB.01.32\_L 320  
806.FB.01.36\_L 360  
806.FB.01.40\_L 400



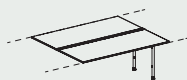
806.SB.01.24\_L 240  
806.SB.01.30\_L 300  
806.SB.01.36\_L 360  
806.SB.01.42\_L 420  
806.SB.01.48\_L 480  
806.SB.01.54\_L 540  
806.SB.01.60\_L 600

## Tavoli P 136,5 a 2 scrivanie contrapposte + binario centrale/Benches 136,5 depth + central rail

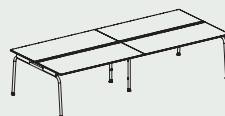
P 136,5 × H 74



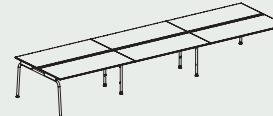
806.TB.03.08\_L 80  
806.TB.03.10\_L 100  
806.TB.03.12\_L 120  
806.TB.03.14\_L 140  
806.TB.03.16\_L 160  
806.TB.03.18\_L 180  
806.TB.03.20\_L 200



806.TB.13.08\_L 80  
806.TB.13.10\_L 100  
806.TB.13.12\_L 120  
806.TB.13.14\_L 140  
806.TB.13.16\_L 160  
806.TB.13.18\_L 180  
806.TB.13.20\_L 200



806.FB.03.16\_L 160  
806.FB.03.20\_L 200  
806.FB.03.24\_L 240  
806.FB.03.28\_L 280  
806.FB.03.32\_L 320  
806.FB.03.36\_L 360  
806.FB.03.40\_L 400



806.SB.03.24\_L 240  
806.SB.03.30\_L 300  
806.SB.03.36\_L 360  
806.SB.03.42\_L 420  
806.SB.03.48\_L 480  
806.SB.03.54\_L 540  
806.SB.03.60\_L 600

# DV806 Baku

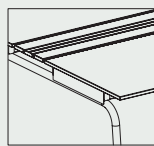
# Dati tecnici/Technical data

Piani di lavoro in melaminico sp. 18 mm con bordi perimetrali in ABS/Worktops in melamine 18 mm thick with perimetrical edges in ABS

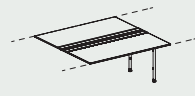
## Tavoli P 158 a 2 scrivanie contrapposte + binario centrale con 2 sportelli/Benches 158 depth + central rail with 2 flip-up covers

P 158 x H 74

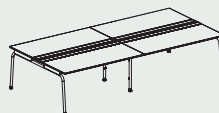
**B**



806.TB.23.08\_L 80  
806.TB.23.10\_L 100  
806.TB.23.12\_L 120  
806.TB.23.14\_L 140  
806.TB.23.16\_L 160  
806.TB.23.18\_L 180  
806.TB.23.20\_L 200



806.TB.27.08\_L 80  
806.TB.27.10\_L 100  
806.TB.27.12\_L 120  
806.TB.27.14\_L 140  
806.TB.27.16\_L 160  
806.TB.27.18\_L 180  
806.TB.27.20\_L 200



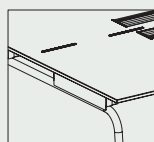
806.FB.23.16\_L 160  
806.FB.23.20\_L 200  
806.FB.23.24\_L 240  
806.FB.23.28\_L 280  
806.FB.23.32\_L 320  
806.FB.23.36\_L 360  
806.FB.23.40\_L 400



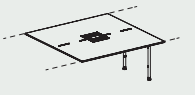
806.SB.23.24\_L 240  
806.SB.23.30\_L 300  
806.SB.23.36\_L 360  
806.SB.23.42\_L 420  
806.SB.23.48\_L 480  
806.SB.23.54\_L 540  
806.SB.23.60\_L 600

## Tavoli scrivania doppia P 158 con asole e 2 top access/Benches cm depth with slots and 2 top access

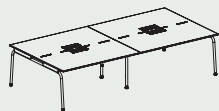
P 158 x H 74



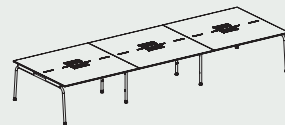
806.TB.25.14\_L 140  
806.TB.25.16\_L 160  
806.TB.25.18\_L 180



806.TB.29.14\_L 140  
806.TB.29.16\_L 160  
806.TB.29.18\_L 180



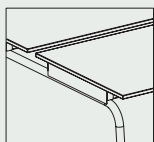
806.FB.25.28\_L 280  
806.FB.25.32\_L 320  
806.FB.25.36\_L 360



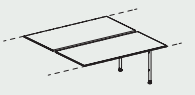
806.SB.25.42\_L 420  
806.SB.25.48\_L 480  
806.SB.25.54\_L 540

## Tavoli P 166,5 a 2 scrivanie contrapposte/Benches 166,5 depth

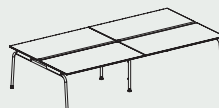
P 166,5 x H 74



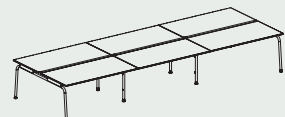
806.TB.06.08\_L 80  
806.TB.06.10\_L 100  
806.TB.06.12\_L 120  
806.TB.06.14\_L 140  
806.TB.06.16\_L 160  
806.TB.06.18\_L 180  
806.TB.06.20\_L 200



806.TB.16.08\_L 80  
806.TB.16.10\_L 100  
806.TB.16.12\_L 120  
806.TB.16.14\_L 140  
806.TB.16.16\_L 160  
806.TB.16.18\_L 180  
806.TB.16.20\_L 200



806.FB.06.16\_L 160  
806.FB.06.20\_L 200  
806.FB.06.24\_L 240  
806.FB.06.28\_L 280  
806.FB.06.32\_L 320  
806.FB.06.36\_L 360  
806.FB.06.40\_L 400

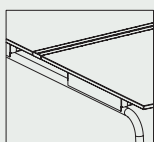


806.SB.06.24\_L 240  
806.SB.06.30\_L 300  
806.SB.06.36\_L 360  
806.SB.06.42\_L 420  
806.SB.06.48\_L 480  
806.SB.06.54\_L 540  
806.SB.06.60\_L 600

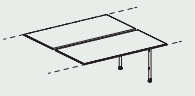
## Tavoli P 166,5 a 2 scrivanie contrapposte + binario centrale/Benches 166,5 depth + central rail

P 166,5 x H 74

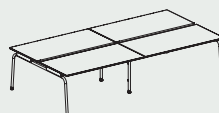
**B**



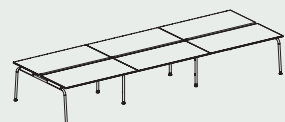
806.TB.08.08\_L 80  
806.TB.08.10\_L 100  
806.TB.08.12\_L 120  
806.TB.08.14\_L 140  
806.TB.08.16\_L 160  
806.TB.08.18\_L 180  
806.TB.08.20\_L 200



806.TB.18.08\_L 80  
806.TB.18.10\_L 100  
806.TB.18.12\_L 120  
806.TB.18.14\_L 140  
806.TB.18.16\_L 160  
806.TB.18.18\_L 180  
806.TB.18.20\_L 200



806.FB.08.16\_L 160  
806.FB.08.20\_L 200  
806.FB.08.24\_L 240  
806.FB.08.28\_L 280  
806.FB.08.32\_L 320  
806.FB.08.36\_L 360  
806.FB.08.40\_L 400



806.SB.08.24\_L 240  
806.SB.08.30\_L 300  
806.SB.08.36\_L 360  
806.SB.08.42\_L 420  
806.SB.08.48\_L 480  
806.SB.08.54\_L 540  
806.SB.08.60\_L 600

## Allunghi laterali/Lateral extensions

P 65 x H 74



806.TD.01.08\_L 80  
806.TD.01.10\_L 100  
806.TD.01.12\_L 120

P 80 x H 74



806.TD.02.08\_L 80  
806.TD.02.10\_L 100  
806.TD.02.12\_L 120

P 65 x H 74

**V**



806.DV.01.10\_L 100

P 65 x H 1,8



806.AL.01.08\_L 80  
806.AL.01.10\_L 100  
806.AL.01.12\_L 120

## Contenitori H 74/Storage units H 74

L 80 P 33 x 71,5

**me**



550.CG.01.08  
A giorno/Open



550.CC.02.08  
Con ante/With doors

H 1,8

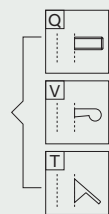


550.CG.13.08  
Top

H 2,5



550.CG.11.08  
Zoccolo (Optional)  
/Base frame (Optional)



### Note:

**1** Le dimensioni sono espresse in cm - consultare il listino prezzi per le caratteristiche tecniche, i codici degli articoli e delle finiture/Dimensions are stated in cm - for technical characteristics, article code numbers and finishing see price list;

**me** Prodotti non in pronta consegna. Per la disponibilità contattare l'ufficio commerciale/Items not in prompt delivery. Please contact the commercial department to check availability;

**B** Con binario centrale/With central rail;

**me** Con serratura/With lock;

**V** Vetro/Glass.

# DV806 Baku


# Dati tecnici/Technical data

Piani di lavoro in melaminico sp. 18 mm con bordi perimetrali in ABS/Worktops in melamine 18 mm thick with perimetrical edges in ABS

## Cassettiere/Pedestals

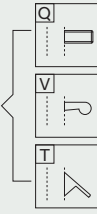
## Cassettiere sospese /Hanged pedestals

L 42 P 57 x H 55,5



550.CS.10.04\_ Melaminico/Melamine

550.CS.20.04\_ Melaminico/Melamine




L 32,2 P 54,2 x H 55,5



550.CS.1M.03\_ Metalliche/Metallic

550.CS.2M.03\_ Metalliche/Metallic

L 42,2 P 54,2 x H 55,5



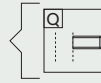
550.CS.1M.04\_ Metalliche - Vaschetta porta cancelleria inclusa/Metallic - Stationery tray included

550.CS.2M.04\_ Metalliche - Vaschetta porta cancelleria inclusa/Metallic - Stationery tray included

L 33 P 53 x H 35



806.CS.11.03 Sospesa melaminico /Hanged melamine



L 32,5 P 52 x H 14,5



806.CA.01.05 Sospesa metallica /Hanged metallic

**Note:** La finitura impiallacciato non è in pronta consegna. Per la disponibilità contattare l'ufficio commerciale. Per portacancelleria cassetti, vedi capitolo DV300-Accessori/Veneered finish is not in prompt delivery. Please contact the commercial department to check availability. For stationary tray, see chapter DV300-Accessories

## Cassettiere portanti/Carrying pedestals

L 42 P 65 x H 71,5



550.CS.30.04\_



550.CS.40.04\_

H 1,8

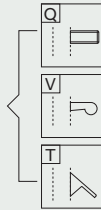


550.CG.13.04\_ Top

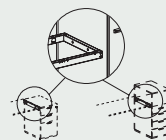
H 2,5



550.CG.11.04 Zoccolo (Optional) /Base frame (Optional)



L 47 P 2,5 x H 5



806.CG.07.00

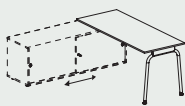
L 42 P 65 x H 40



550.CG.09.04\_ Da abbinare alle cassettiere portanti /To be used with carrying pedestal

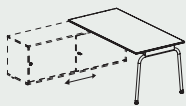
## Tavoli integrabili su mobile di servizio/Desks to be completed with service unit

P 65 x H 74



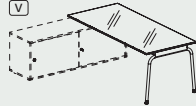
806.TI.01.16\_ L 160  
806.TI.01.18\_ L 180  
806.TI.01.20\_ L 200

P 80 x H 74



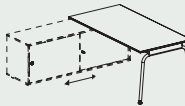
806.TI.02.16\_ L 160  
806.TI.02.18\_ L 180  
806.TI.02.20\_ L 200

P 90 x H 74



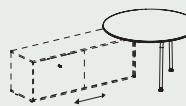
806.TI.12.18\_ L 180  
806.TI.12.20\_ L 200

H 74



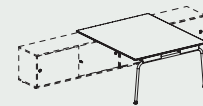
806.TI.03.18\_ L 180  
806.TI.03.20\_ L 200

H 74

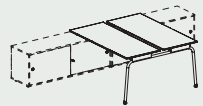


806.TI.20.12\_ Ø120

P 136,5 x H 74

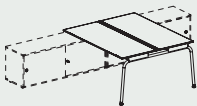


806.TI.04.14\_ L 140  
806.TI.04.16\_ L 160  
806.TI.04.18\_ L 180



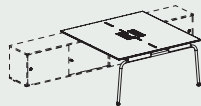
806.TI.05.16\_ L 160  
806.TI.05.18\_ L 180  
806.TI.05.20\_ L 200

P 136,5 x H 74



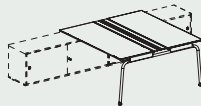
806.TI.06.16\_ L 160  
806.TI.06.18\_ L 180  
806.TI.06.20\_ L 200

P 158 x H 74



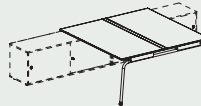
806.TI.07.14\_ L 140  
806.TI.07.16\_ L 160  
806.TI.07.18\_ L 180

P 166,5 x H 74



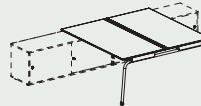
806.TI.08.16\_ L 160  
806.TI.08.18\_ L 180  
806.TI.08.20\_ L 200

P 166,5 x H 74



806.TI.10.16\_ L 160  
806.TI.10.18\_ L 180  
806.TI.10.20\_ L 200

P 166,5 x H 74



806.TI.11.16\_ L 160  
806.TI.11.18\_ L 180  
806.TI.11.20\_ L 200

## Piani/Worktops

P 65 x H 1,8



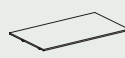
806.PS.01.08\_ L 80  
806.PS.01.10\_ L 100  
806.PS.01.12\_ L 120  
806.PS.01.14\_ L 140  
806.PS.01.16\_ L 160  
806.PS.01.18\_ L 180  
806.PS.01.20\_ L 200

P 80 x H 1,8



806.PS.02.08\_ L 80  
806.PS.02.10\_ L 100  
806.PS.02.12\_ L 120  
806.PS.02.14\_ L 140  
806.PS.02.16\_ L 160  
806.PS.02.18\_ L 180  
806.PS.02.20\_ L 200

P 90 x H 1,8



806.PS.03.18\_ L 180  
806.PS.03.20\_ L 200

P 120 x H 1,8



806.PS.14.24\_ L 240

P 136,5 x H 1,8



806.PR.06.14\_ L 140  
806.PR.06.16\_ L 160  
806.PR.06.18\_ L 180

P 136,5 x H 1,8



806.PB.01.08\_ L 80  
806.PB.01.10\_ L 100  
806.PB.01.12\_ L 120  
806.PB.01.14\_ L 140  
806.PB.01.16\_ L 160  
806.PB.01.18\_ L 180  
806.PB.01.20\_ L 200

P 136,5 x H 1,8



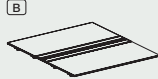
806.PB.03.08\_ L 80  
806.PB.03.10\_ L 100  
806.PB.03.12\_ L 120  
806.PB.03.14\_ L 140  
806.PB.03.16\_ L 160  
806.PB.03.18\_ L 180  
806.PB.03.20\_ L 200

P 158 x H 1,8



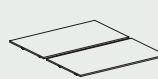
806.PB.25.14\_ L 140  
806.PB.25.16\_ L 160  
806.PB.25.18\_ L 180

P 158 x H 1,8



806.PB.23.08\_ L 80  
806.PB.23.10\_ L 100  
806.PB.23.12\_ L 120  
806.PB.23.14\_ L 140  
806.PB.23.16\_ L 160  
806.PB.23.18\_ L 180  
806.PB.23.20\_ L 200

P 166,5 x H 1,8



806.PB.06.08\_ L 80  
806.PB.06.10\_ L 100  
806.PB.06.12\_ L 120  
806.PB.06.14\_ L 140  
806.PB.06.16\_ L 160  
806.PB.06.18\_ L 180  
806.PB.06.20\_ L 200

P 166,5 x H 1,8



806.PB.08.08\_ L 80  
806.PB.08.10\_ L 100  
806.PB.08.12\_ L 120  
806.PB.08.14\_ L 140  
806.PB.08.16\_ L 160  
806.PB.08.18\_ L 180  
806.PB.08.20\_ L 200

### Note:

1 Le dimensioni sono espresse in cm - consultare il listino prezzi per le caratteristiche tecniche, i codici degli articoli e delle finiture/Dimensions are stated in cm - for technical characteristics, article code numbers and finishing see price list;

■ Prodotti non in pronta consegna. Per la disponibilità contattare l'ufficio commerciale/Items not in prompt delivery. Please contact the commercial department to check availability;

☑ Con serratura/With lock;

Ⓛ Fino ad esaurimento/Until exhaustion;

☑ Vetro/Glass;

☑ Prodotti Colibri/Colibri products.

Ⓛ Con binario centrale/With central rail;

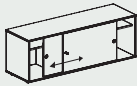
# DV806 Baku

# Dati tecnici/Technical data

Piani di lavoro in melaminico sp. 18 mm con bordi perimetrali in ABS/Worktops in melamine 18 mm thick with perimetrical edges in ABS

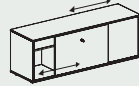
Mobili di servizio con ante scorrevoli/Service units with sliding doors

L 160 P 48 x H 58

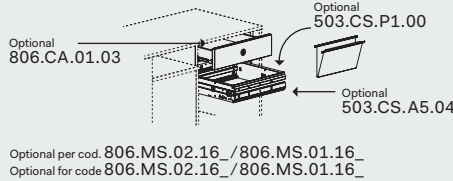


806.MS.02.16\_  
Monofacciale/Uniface

L 160 P 48 x H 58



806.MS.01.16\_  
Bifacciale/Bifacial



## Componenti per tavoli/Components for desk

P 65 x H 1,8



806.PD.01.08\_ L 80  
806.PD.01.10\_ L 100  
806.PD.01.12\_ L 120

P 80 x H 1,8



806.PD.02.08\_ L 80  
806.PD.02.10\_ L 100  
806.PD.02.12\_ L 120

## Piani terminali/Terminal tops

P 40 x H 1,8



806.PT.01.13\_ L 136,5  
806.PT.01.15\_ L 158  
806.PT.01.16\_ L 166,5

P 65 x H 74



806.PT.02.13\_ L 136,5  
806.PT.02.15\_ L 158  
806.PT.02.16\_ L 166,5

H 74



806.PT.20.13\_ L 130  
Collegabile solo a piani P. 65  
/For integration with worktop P. 65

## Gambe fisse terminali inclinate/Tilted fix terminal legs

P 5 x H 72,2



806.GF.01.06\_ L 65  
806.GF.01.08\_ L 80  
806.GF.01.09\_ L 90  
806.GF.01.12\_ L 120

P 5 x H 72,2



806.GF.02.06\_ L 65  
806.GF.02.08\_ L 80  
806.GF.02.09\_ L 90  
806.GF.02.12\_ L 120

## Gambe fisse intermedie/Fix middle legs

P 5 x H 72,2



806.GF.03.06\_ L 65  
806.GF.03.08\_ L 80  
806.GF.03.09\_ L 90

P 5 x H 72,2



806.GF.04.12\_ L 120  
806.GF.04.13\_ L 136,5  
806.GF.04.15\_ L 158  
806.GF.04.16\_ L 166,5

## Gambe dritte regolabili da 65÷86/Straight adjustable legs H min. 65 ÷ max. 86

P 5



806.GR.01.06\_ L 65  
806.GR.01.08\_ L 80  
806.GR.01.09\_ L 90

P 5



806.GR.01.13\_ L 136,5  
806.GR.01.15\_ L 158  
806.GR.01.16\_ L 166,5  
806.GR.02.06\_ L 65  
806.GR.02.08\_ L 80  
806.GR.02.09\_ L 90  
806.GR.02.12\_ L 120

P 5



806.GR.02.13\_ L 136,5  
806.GR.02.15\_ L 158  
806.GR.02.16\_ L 166,5  
806.GR.03.06\_ L 65  
806.GR.03.08\_ L 80  
806.GR.03.09\_ L 90

P 5



806.GR.04.12\_ L 120  
806.GR.04.13\_ L 136,5  
806.GR.04.15\_ L 158  
806.GR.04.16\_ L 166,5

Gambe terminali/Terminal legs

Gambe intermedie/Middle legs

**Note:** Le gambe regolabili non sono utilizzabili su tavoli integrati con mobili di servizio e cassettiere portanti/Height adjustable legs cannot be used on tables supported by service units and carrying pedestals.

## Carter/Casing



806.GC.01.05\_ L 120 - 136,5  
806.GC.02.07\_ L 158 - 166,5  
Coppia carter per gambe intermedie  
/Pair of casings for middle legs

## Supporto per mobile di servizio /Support for service unit

P 13 x H 14,5




806.KT.01.06\_ L 65  
806.KT.01.08\_ L 80  
806.KT.01.09\_ L 90



806.KT.01.13\_ L 136,5  
806.KT.01.15\_ L 158  
806.KT.01.16\_ L 166,5

## Gamba colonna fissa/Fix column leg

L 5 P 5 x H 72,2



806.GF.05.01\_

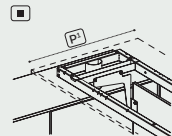
## Modesty panels

P 1,8 x H 35



806.MP.01.08\_ L 80  
806.MP.01.10\_ L 100  
806.MP.01.12\_ L 120  
806.MP.01.14\_ L 140  
806.MP.01.16\_ L 160  
806.MP.01.18\_ L 180  
806.MP.01.20\_ L 200  
Per tavoli/For desks

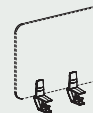
P 5 x H 5,1



806.ST.01.06 L 35,5  P1 65  
806.ST.01.08 L 48,3  P1 80  
806.ST.01.09 L 58,3  P1 90

Staffa da aggiungere ai modesty panel per mobili di servizio in base alla profondità del piano di lavoro. N.B.: Per l'integrazione consultare il relativo listino/Bracket to be added to the modesty panels for service units, depending on worktop's depth. NOTES: Check the correspondent price list for the integration

## Morsetti e supporti per frontal panels sp. 3 - sp. 1 - sp. 0,8 /Clamps for frontal panels t. 3 - t. 1 - t. 0,8



300.FP.27.00  
Per piani  
/For worktop



300.FP.28.00  
Per piani-binari  
/For worktops-track

Per frontal panels /For frontal panels  FP1  FP08  FPC1  FPC2

# DV806 Baku

Frontal panels sp. 1 – sp. 0,8

Frontal panel fonoassorbenti sp. 3 / Acoustic frontal panels t. 3

# Dati tecnici/Technical data

Frontal panels con morsetti e supporti integrati / Frontal panels with clamps and conic clamps

P 1 x H 39



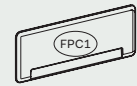
300.FP.06.06 L 64  
300.FP.06.07 L 79  
300.FP.06.09 L 99  
300.FP.06.11 L 119  
300.FP.06.13 L 139  
300.FP.06.15 L 159  
300.FP.06.17 L 179  
300.FP.06.19 L 199  
Melaminico / Melamine

P 0,8 x H 39



300.FPV1.06 L 64  
300.FPV1.07 L 79  
300.FPV1.09 L 99  
300.FPV1.11 L 119  
300.FPV1.13 L 139  
300.FPV1.15 L 159  
300.FPV1.17 L 179  
300.FPV1.19 L 199  
Vetro / Glass

P 3 x H 39



300.FP.40.06 L 64  
300.FP.40.07 L 79  
300.FP.40.09 L 99  
300.FP.40.11 L 119  
300.FP.40.13 L 139  
300.FP.40.15 L 159  
300.FP.40.17 L 179  
Tessuto / Fabric

P 3 x H 59



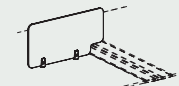
300.FP.50.13 L 139  
300.FP.50.15 L 159  
Tessuto / Fabric

P 4 x H 59



300.FR.07.14 L 140  
300.FR.07.16 L 160  
Per Piani / For worktops

L 77 P1 x H 39

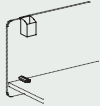


300.FR.19.07  
Per piani melaminico / For worktops melamine

In caso di BENCH, controllare lo spazio disponibile tra una gamba e l'altra / In the case of BENCH, verify the useful gap between a leg and the next one

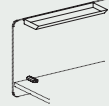
## Accessori per frontal panels in melaminico / Accessories for melamine frontal panels

L 6,5 P 6,5 x H 8,5



300.FA.01.01

L 50 P 17 x H 3



300.FA.02.05

L 31 P 22 x H 5



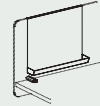
300.FA.04.03

L 23 P 10 x H 29



300.FA.06.02

L 35 P 6,5 x H 30



300.FA.08.03

**Note:** Il posizionamento degli accessori sui frontal panel in vetro prevede l'utilizzo di una guarnizione in PVC trasparente (Optional su richiesta) / Placement of accessories on glass front panel need the use of a transparent PVC gasket (Optional on request)  
Non utilizzabile su Frontal Panels Colibri / Not usable for Colibri Frontal Panels

## Canalizzazione – Elettrificazione – Accessori / Wire management – Electrification – Accessories



300.AP.F2.00



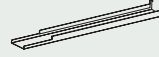
300.AP.F1.00



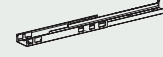
300.AP.T7.01 Ø 6  
300.AP.T8.01 Ø 8



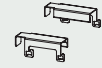
300.AP.T2.01 Ø 8



806.AP.11.01



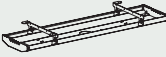
806.AP.12.01



806.AP.05.00



806.AP.01.08 L 80  
806.AP.01.10 L 100  
806.AP.01.12 L 120  
806.AP.01.14 L 140  
806.AP.01.16 L 160  
806.AP.01.18 L 180  
806.AP.01.20 L 200



806.AP.02.08 L 80  
806.AP.02.10 L 100  
806.AP.02.12 L 120  
806.AP.02.14 L 140  
806.AP.02.16 L 160  
806.AP.02.18 L 180  
806.AP.02.20 L 200



806.KS.01.00  
Per P / For D 136,6



806.KS.02.00  
Per P / For D 158 - 166,5



806.AP.04.01



806.AP.03.01

**Note:** Per l'integrazione consultare il relativo listino / Check the correspondent price list for the integration



300.AC.26.02 L 24,5  
300.AC.26.03 L 34,5  
300.AC.26.04 L 44,5



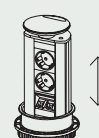
300.AC.36.02 L 32



300.AP.S1.02 L 20,5  
300.AP.S1.03 L 30  
300.AP.S1.04 L 42  
Per / For top access 300.AC.26\_



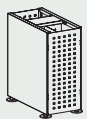
300.AT.A6.02 L 21  
300.AT.A6.03 L 25,5  
300.AT.A6.04 L 39



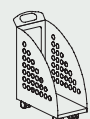
300.AP.T4.01  
300.AP.T5.01 – UK  
300.AP.T6.01 – US



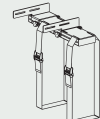
300.AP.V1.00



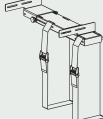
300.AC.16.02



300.AC.06.05



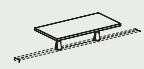
806.AC.01.00  
Per P / For D: 65 – 80  
136,5 – 158 – 166,5



806.AC.05.00  
(P 90)

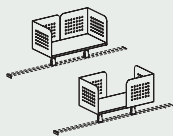
## Accessori su binari / Accessories on rail

L 60 P 30 x H 1,8

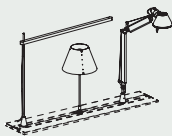


806.AB.03.06

L 60 P 30 x H 26,5



806.AB.04.06



806.AB.01.00  
Supporti per lampade / Lamp supports

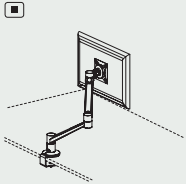
## Porta dox / Top box

L 80 P 40 x H 40

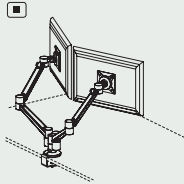


300.AC.15.06  
Metallico / Metallic

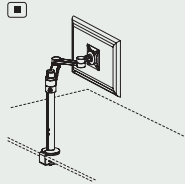
Bracci porta video/Arms for video support



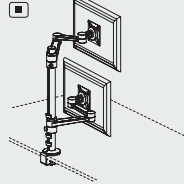
300.AC.04.01  
Braccio porta video mobile su piano / Dynamic arm for video support on deskbase



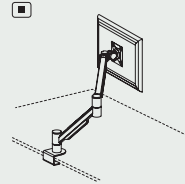
300.AC.04.02  
Doppio braccio porta video mobile su piano/2 dynamic arms for video support on deskbase



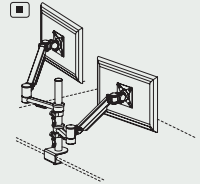
300.AC.03.01  
Braccio porta video statico su palo/Static arm for video support on deskbase



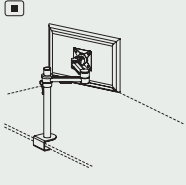
300.AC.03.02  
Doppio braccio porta video statico su palo/2 static arms for video support on pole



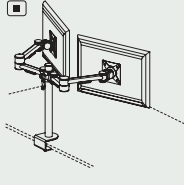
300.AC.02.01  
Braccio porta video mobile su piano / Dynamic arm for video support on deskbase



300.AC.02.02  
Doppio braccio porta video mobile su piano/2 dynamic arms for video support on deskbase



300.AC.01.01  
Braccio porta video statico su palo/Static arm for video support on pole



300.AC.01.02  
Doppio braccio porta video statico su palo/2 static arms for video support on pole

Note:

1 Le dimensioni sono espresse in cm – consultare il listino prezzi per le caratteristiche tecniche, i codici degli articoli e delle finiture/Dimensions are stated in cm – for technical characteristics, article code numbers and finishing see price list;

■ Prodotti non in pronta consegna. Per la disponibilità contattare l'ufficio commerciale./Items not in prompt delivery. Please contact the commercial department to check availability;

◻ Articoli prodotti solo su richiesta/Items produced only on demand;

∇ Vetro/Glass;

⊞ Fino ad esaurimento/Until exhaustion;

✓ Prodotti Colibrì/Colibrì products.